

OPERATOR AND ORGANIZATIONAL MAINTENANCE
REPAIR PARTS AND SPECIAL TOOL USTS
FOR
RIFLE, 7.62-MM, M14 (NATIONAL MATCH)
AND RIFLE, 7.62MM, M14(M)

HEADQUARTERS DEPARTMENT OF THE ARMY
Washington, D.C. 23 February 1968

This Manual current as of 1 February 1968

		Page
SECTION I.	INTRODUCTION.....	1
II.	BASIC ISSUE ITEMS LIST	4
III.	MAINTENANCE AND OPERATING SUPPLIES.....	8
IV.	REPAIR PARTS	
	Repair Parts For:	
	Major groups and assemblies	9
	Firing mechanism.....	9
	Gun shoulder stock assembly.....	10
	Operating rod and connector group	10
	Bolt assembly.....	10
	Barrel and receiver group	11
V.	SPECIAL TOOLS AND EQUIPMENT	17
VI.	INDEX-FEDERAL STOCK NUMBER AND REFERENCE NUMBER	
	CROSS-REFERENCE TO FIGURE AND ITEM NUMBER	18

SECTION I

INTRODUCTION

1. Scope

This manual list basic issue items, repair parts, special tools and equipment required for the performance of organizational maintenance of the M14 Rifle (National Match) and M14 Rifle (M).

2. General

The Basic Issue Items, Repair Parts and Special Tools List are divided into the following sections:
a. *Basic Issue Items-Section II.* A list of items which accompany the Rifle, M14, NM or

* This manual supersedes TM 9-1005-223-12P, 11 April 1963.

This copy is a reprint which includes current pages from Change 1.

M14(M) and are required by the operator for installation, operation, or maintenance.

b. *Maintenance and Operating Supplies-Section III.* A listing of maintenance and operating supplies required for initial operation.

c. *Prescribed Load Allowances (PLA).* Not applicable.

d. *Repair Parts-Section IV.* A list of repair parts authorized for the performance of maintenance at the organizational level, in figure and item number sequence.

e. *Special Tools and Equipment—Section V.* A list of special tools authorized for the performance of maintenance at the organizational level.

f. *Federal Stock Number and Reference Number Index—Section VI.* A list of Federal stock numbers in ascending numerical sequence, followed by a list of reference numbers appearing in all the listings, in ascending alpha-numeric sequence, cross referenced to the illustration figure number and item number.

3. Explanation of Columns

The following provides an explanation of columns in the tabular lists in Sections II, IV, and V.

a. *Source, Maintenance, and Recoverability Codes (SMR).*

(1) *Source Code.* Indicates the selection status and source for the listed item. Source codes are:

Code	Explanation
A	Applied to assemblies which are not procured or stocked as such but are made up of two or more units, each of which carry individual stock numbers and descriptions and are procured and stocked and can be assembled by units at indicated maintenance categories.
C	Applied to repair parts authorized for local procurement. If not obtainable from local procurement, such repair parts will be requisitioned through normal supply channels with a supporting statement of nonavailability from local procurement.
P	Applied to repair parts which are stocked in or supplied from Army supply system.
X1	Applied to repair parts which are not procured or stocked the requirement

for which will be supplied by use of next higher assembly or component.

(2) *Maintenance Code.* Indicates the lowest category of maintenance authorized to install the listed item. The maintenance level codes are:

Code	Explanation
C	Operator/crew
O	Organizational Maintenance

(3) *Recoverability Code.* Indicates whether unserviceable items should be returned for recovery or salvage. Items not coded are expendable. Recoverability code is:

Code	Explanation
R	Applied to repair parts and assemblies which are economically repairable and are furnished by supply on an exchange basis.

b. *Federal Stock Number.* Indicates the Federal stock number assigned to the item and will be used for requisitioning purposes.

c. *Description.* Indicates the Federal item name and any additional description of the item required. The abbreviation "w/e" when used as a part of the nomenclature indicates the Federal stock number includes all armament, equipment, accessories, and repair parts issued with the item. A part number or other reference number is followed by the applicable five digit Federal supply code for manufacturer in parentheses.

d. *Unit of Measure (U/M).* A 2 character alphabetic abbreviation indicating the amount or quantity of the item, upon which the allowances are based, e.g., ft, ea, pr, etc.

e. *Quantity Incorporated in Unit.* Indicates the quantity of the item used in an assembly or group.

f. *Quantity Furnished with the Equipment.* Indicates the quantity of an item furnished with the equipment (BIIL only).

g. *15-Day Organizational Maintenance Allowances.* Indicates the total quantity of an item required to be on hand and necessary for maintenance of the equipment. Items to be requisitioned, as required, are indicated by an asterisk.

h. *Illustration.*

(1) *Figure Number.* Indicates the figure number of the illustration in which the item is shown.

(2) *Item Number.* Indicates the callout number used to reference the item in the illustration.

Change

No.1

HEADQUARTERS
DEPARTMENT OF THE ARMY
Washington, DC, 20 April 1973

**Operator and Organizational Maintenance
Repair Parts and Special Tools Lists
for
RIFLE, 7.62-MM, M14 (NATIONAL MATCH)
AND RIFLE, 7.62-MM, M14 (M)**

TM 9-1005-223-12P, 23 February 1968, is changed as follows:

Page 1: Paragraph 1 is superseded as follows:

1. Scope

This manual lists basic issue items, items troop installed, or authorized, repair parts and special tools required by the crew/operator for operation and required for the performance of organizational maintenance of the M14 Rifle (National Match) and M14 Rifle (M). One cartridge magazine, 7790183 (1, fig 5), and one small arms sling, 7141245 (fig 1), are furnished with each weapon as component items.

Paragraph 2 is superseded as follows:

2. General

The basic issue items, items troop installed or authorized, repair parts and special tools lists is divided into the following sections:

a. Basic Issue Items List - Section II. Not Applicable.

b. Items Troop Installed or Authorized List- Section III. A list, in alphabetical sequence, of items required by the operator for sustained operation of the end item. These discretionary items will be requisitioned by the unit in accordance with its mission requirements. They may accompany the end item, but are not subject to be turned in with it.

c. Repair Parts List-Section IV. A list of repair parts authorized at the organizational level for the performance of maintenance, with the parts listed in figure and item number sequence. The illustrations also include parts which must be removed for replacement of authorized parts.

d. Special Tools List - Section V. A list of special tools, test and support equipment authorized for the performance of maintenance at the organizational level.

e. Federal Stock Number and Reference Number Index - Section VI. A list, in ascending numerical sequence, of all Federal stock numbers appearing in the listings, followed by a list, in alpha-numeric sequence, of all reference numbers appearing in the listings. Federal stock numbers are cross-referenced to each illustration figure and item number appearance.

Page 2. Paragraphs 3c, d, e, f, and g are superseded as follows:

c. Description. Indicates the Federal item name and minimum description required to identify the item. The last line indicates the reference number followed by the applicable Federal supply code for manufacturer (FSCM) in parentheses. The FSCM is used as an element in item identification to designate manufacturer, distributor, or Government agency, etc., and is identified in SB 708-42.

d. Unit of Measure (U/M). Indicates the standard or basic quantity by which the listed item is used

in performing the actual maintenance function. This measure is expressed by a two-character alphabetical abbreviation, e.g., ea, in, pr., etc. and is the basis used to indicate quantities. When the unit of measure differs from the unit of issue, the lowest unit of issue that will satisfy the required units of measure will be requisitioned.

e. *Quantity Furnished with Equipment (Basis Issue Items Only)*. Indicates the quantity of the item furnished with the equipment.

f. *Quantity Authorized (Items Troop Installed or Authorized Only)*. Indicates the quantity of

the item authorized to be used with the equipment.

f.1 *Quantity Incorporated in Unit*. Indicates the quantity of the item used in that functional group/assembly. A "V" appearing in this column in lieu of a quantity indicates that no specific quantity is applicable, e.g., shims, spacers, etc. Page 3. Paragraph 4 is superseded as follows:

4. Expendable and Consumable Supplies

Refer to table 1.

Table 1. Expendable and Consumable Supplies

Federal Stock Number	Description	Symbol
8020-244-0153	BRUSH.ARTIST: METAL FERRULE.FLAT, CHISEL EDGES, 7/16 W, 1-1/8 LG.EXPOSED BRISTLE HB241 (81348)	
7920-205-2401	BRUSH, CLEANING, TOOL AND PARTS: RD, 100 PERCENT TAMPICO FIBER, 1-1/16 AT FERRULE BRUSH DIA, 2-7/8 CLEAR OF BLOCK BRUSH LG MS 16746-29 (96906)	
6850-965-2332	CARBON REMOVING COMPOUND: (5 GAL PAIL) PC111(81348)	
6850-224-6657	CLEANING COMPOUND, RIFLE BORE: (8 OZ CAN) MILC372 (81349)	RBC
5350-221-0872	CLOTH.ABRASIVE, CROCUS: FERRIC OXIDE AND QUARTZ. JEAN-CLOTH-BACKING, CLOSED COATING, 9 W, 11 LG, 50-SH-SLEEVE PC458 (81348)	CA
6850-281-1985	DRY CLEANING SOLVENT: (1 GAL CAN) PD680 (81348)	SD
9150-754-0063	GREASE.RIFLE: (1 LB CAN) MILG46003 (81349)	
8010-221-0611	LINSEED OIL, RAW: (1 GAL CAN) TTL00215 (81348)	
9150-273-2389	LUBRICATING OIL, GENERAL PURPOSE: (4 OZ CAN) VVL800 (81348)	PL-S
9150-292-9689	LUBRICATING OIL, WEAPONS: FOR BELOW ZERO OPERATION (1 QT CAN) MILL14107 (81349)	LAW
7920-205-1711	RAG, WIPING: COTYON (50 LB BAIL) DDDR30, CLASS 2. GRADE B (81348)	
1005-288-3565	SWAB, SMALL ARMS CLEANING: COTTON 2-1/2 SQ (1, 000 IN PKG) 5019316(19204)	

Paragraph 9 is superseded as follows:
9. Reporting of Equipment Publication Improvements

The reporting of errors, omissions, and recommendation for improving this publication by the individual user is

encouraged. Reports should be submitted on DA Form 2028 (Recommended Changes to Publications) and forwarded direct to Commander, US Army Weapons Command. ATTN: AMSWE-MAS-SP, Rock Island, IL 61201.

Page 8. Section III is superseded as follows:

Section III. Items Troop Installed or Authorized List

Federal Stock Number	(2) Description Reference Number & Mfr Code Usble on Code	(3) Unit of Meas	(4) Qty Auth
1005-628-9048	MAGAZINE, CARTRIDGE: 20 CARTRIDGE CAPACITY 7790183 (19204)	EA	1

By Order of the Secretary of the Army:

Official:

VERNE L. BOWERS
 Major General, United States Army
 The Adjutant General

CREIGHTON W. ABRAMS
 General, United States Army
 Chief of Staff

Distribution:

To be distributed in accordance with DA Form 12-40 (qty rqr block No.139), Organizational maintenance requirements for Rifle, 7.62MM, M14 (National Match) and Rifle, 7.62MM (MI4) M.

4. Explanation of Columns in the Tabular List of Maintenance and Operating Supplies, Section III

a. *Component Application, Column 1.* Identifies the component application of each maintenance or operating supply item.

b. *Federal Stock Number, Column 2.* Indicates the Federal stock number assigned to the item and will be used for requisitioning purposes.

c. *Description, Column 3.* Indicates the item name and brief description.

d. *Quantity Required for Initial Operation, Column 4.* Indicates the quantity of each maintenance or operating supply item required for initial operation of the equipment (M & O supplies only).

5. Special Information

a. Since all items are authorized and repaired at Organizational level, there is no maintenance allocation chart furnished.

b. Identification of the usable on codes of this publication are:

Code	Used On
A	Rifle M14 NM
B	Rifle M14(M)

6. How to Locate Repair Parts

a. When Federal stock number or reference number is unknown:

(1) *First.* Using the table of contents determine the functional group or assembly, within which the repair part belongs. This is necessary since illustrations are prepared for functional groups and assemblies, and listings are divided into the same groups.

(2) *Second.* Find the illustration covering the functional group or assembly to which the repair part belongs.

(3) *Third.* Identify the repair part on the illustration and note the illustration, figure and item number of the repair part.

(4) *Fourth.* Using the Repair Parts Listing, find the functional group or assembly to which the repair part belongs and locate the illustration figure and item number noted on the illustration.

b. When the Federal stock number or reference number is known:

(1) *First.* Using the Index of Federal Stock Numbers and Reference Numbers, find the pertinent Federal stock number or reference number. This index is in ascending FSN sequence followed by a lists of reference numbers in alpha-numeric sequence, cross-referenced to the illustration figure number and item number.

(2) *Second.* Using the Repair Part Listing, find the assembly or group of the repair part and the - illustration figure number and item number referenced in the Index of Federal Stock Numbers and Reference Numbers.

7. Abbreviations

Abbreviations	Explanation
Cres	Corrosion resistant steel
fil-ck-hd	fillister countersunk head
fi-fil-hd	flat fillister head
non-std-pt	non-standard point
UNF	Unified fine thread

8. Federal Supply Codes for Manufacture-

Code	Manufacturer
19204	Rock Island Arsenal Rock Island, Ill.
19205	Springfield Armory Springfield, Mass
19200	Frankford Arsenal Philadelphia, Pa.
19203	Picatinny Arsenal Dover, New Jersey
81348	Federal Specification
81349	Military Specification
96906	Military Standard

9. Recommendations for Maintenance Publications Improvements

Report of errors, omissions, and recommendations for improving this publication by the individual user is encouraged. Reports should be submitted on DA Form 2028 (Recommended Changes to DA Publications) and forwarded direct to:

Commanding General
U.S. Army Weapons Command
ATTN: AMSWESMM-P
Rock Island Arsenal
Rock Island, Illinois 61201

Section II. BASIC ISSUE ITEMS LIST

TM 9-1005-223-12P

(1) SMR Code	(2) Federal Stock Number	(3) Description Ref no. & mfr Code Usable on code	(4) Unit of Meas	(5) Qty inc in Unit	(6) Qty furn with equip	(7) Illustration	
						(A) Fig no.	(B) Item No.
		MAJOR ITEMS The major items listed below are utilized for match competition.					
R	1005-678-9828	RIFLE, 7.62-MM: M14, National Match, w/e 5910841 (19204)	ea	-----	-----	1	
R	1005-678-9829	RIFLE, 7.62-MM: M14(M) w/e 5910842 (19204)	ea	-----	-----	2	
P C --	1005-628-9048	REPAIR PARTS FOR: RIFLE, 7.62-MM, M14(NM) AND M14(M) MAGAZINE,CARTRIDGE:(Packaged with the weapon) 7790183 (19205)	ea	-----	2	5	1
	1005-714-1245	EQUIPMENT FOR: RIFLE, 7.62-MM, M14 (NM) AND M14(M) SLING, SMALL ARMS: leather, M1907 (Packaged with the weapon) 7141245 (19204)	ea	-----	1	1	
		MISCELLANEOUS MATERIAL The items listed under the subheadings below are not issued with the major item but are requisitioned and issued in accordance with tables of organization and equipment, tables of allowances or otherwise authorized.					
		AMMUNITION Ammunition for use with these rifles is listed in SC 1305/30-IL					
		ARTICLES FOR INSTRUCTIONAL PURPOSES The following items WILL BE TAKEN into the field upon permanent change of station and into the theater of operation.					
	1305-542-1272	CARTRIDGE, 7.62-MM, DUMMY: NATO, M63 7553706 (19200)	ctn				
	1005-617-4998	DEVICE, AIMING: M2 6174998 (19200)	ea	-----	-----	3	
	6910-716-0903	TRAINING,RIFLE SIGHTING:M15, cardboard, hard fin., 8-1/2 w, 0.016 thk, 7 o/a lg 7160903 (19204)	ea	-----	-----	4	
		MATERIAL ISSUED BY ADJUTANT GENERAL The following item is issued by the Adjutant General in accordance with distribution formula and AR 310-1. Additional copies, when required, shall be requisitioned from the Adjutant General. TECHNICAL MANUAL, TM 9-1005-228-12P					





Figure 1. 7.62-MM Rifle M14 (National Match).




Figure 2. 7.62-MM Rifle M14(M).



Figure 3. Aiming device.

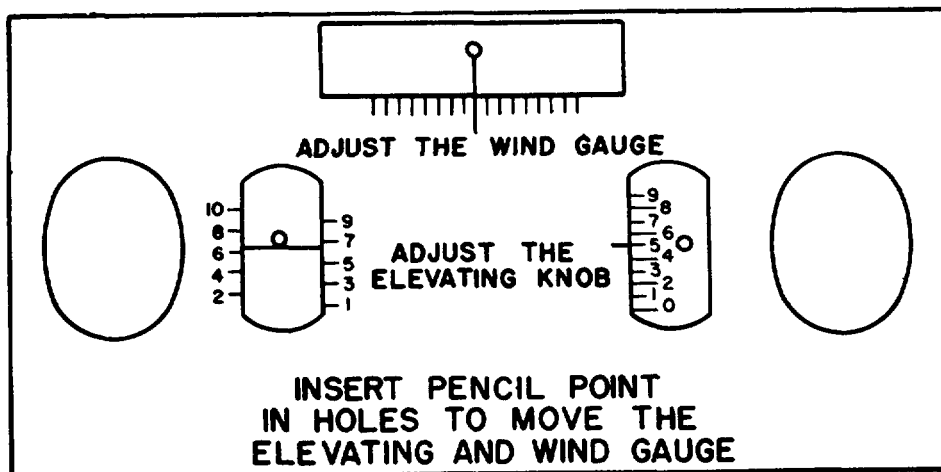


RIGHT



WRONG

FRONT VIEW



REAR VIEW

WE 14026

Figure 4. Rifle Sighting Trainer M15.

Section III. MAINTENANCE AND OPERATING SUPPLIES

(1) Component application	(2) Federal Stock number	(3) Description	Qty Req for initial operation	Qty Req for 8 hrs operation	(6) Notes
GENERAL USAGE	8020-244-0158	BRUSH, ARTIST: metal ferrule, flat chisel edges, 7/16 w, 1 1/8 lg, exposed bristle	EA		
GENERAL USAGE	7920-205-2401	BRUSH, CLEANING, TOOL AND PARTS: rd 100 percent tampico fiber, 1 1/16 at ferrule brush dia, 2 7/8 clear of block brush 1g	EA		
GENERAL APPLICATION	6850-620-0610	CARBON REMOVING COMPOUND: P-C-111A (5 gallon pail)	PL		
GENERAL APPLICATION	6850-224-6657	CLEANING COMPOUND SOLVENT: (CR)			
	6850-224-6663	6 oz can	CN		
	6850-224-6663	1 gal can	GL		
GENERAL USAGE	5350-221-0872	CLOTH, ABRASIVE: crocus ferric oxide and quartz, jeanscloth-backing, closed coating, 9 w, 11 lg, 50-h-sleeve (CA)	SV		
GENERAL APPLICATION	6850-281-1985	DRY CLEANING SOLVENT: (SD) (1 gal can)	GL		
BOLT AND RECEIVER STOCK	9150-754-0063	GREASE, RIFLE: (Fiske Bros.Refining Co., lubriplate 130-A or equal) (1 lb can)	LB		
	8010-221-0611	LINSEED OIL, RAW: TT-L-00215, 4 max acid No.177 min iodine No.0.926 to 0.931 sp gr (1 gal can)	GL		
GENERAL APPLICATION		LUBRICATING OIL, GENERAL PURPOSE: (PL special)			
	9150-273-2389	4 oz can	CN		
	9150-231-6689	1 qt can	QT		
GENERAL APPLICATION	9150-292-9689	LUBRICATING OIL, WEAPONS: (LAW) for below zero operations (1 qt can)	QT		
GENERAL USAGE	7920-205-1711	RAG, WIPING: cotton, for general purpose use (50 lb bale)	BE		
BARREL	1005-288-3565	SWAB, SMALL ARMS CLEANING: cotton, 2 1/2 sq (1000 in pkg) 5019316(19204)	*		

Section IV. REPAIR PARTS

(1) SMR CODE	(2) FEDERAL STOCK NUMBER	(3) DESCRIPTION REF NUMBER & MFR CODE	(4) UNIT OF MEAS USABLE ON CODE	(5) QTY INC IN UNIT	(6) 15-DAY ORGANIZATIONAL MAINTENANCE ALW				(7) ILLUS- TRATION	
					(a)	(b)	(c)	(d)	(A) FIG. NO.	(B) ITEM NO.
					1-5	6-20	21-50	51-100		
		REPAIR PARTS FOR MAJOR GROUPS AND ASSEMBLIES								
P C	1005-628-9048	MAGAZINE, CARTRIDGE: 7790188 (19205)	EA	1			*	5	1	
X1		FIRING MECHANISM: 7790195 (19204)		1				5	2	
X1		STOCK ASSEMBLY, GUN, SHOULDER: 11010281 (19205)		1				5	3	
P 0	1005-856-2108	GUARD ASSEMBLY, HAND, FIBERGLASS: 7791286 (19205)	EA	1			*	5	4	
A		OPERATING ROD AND CONNECTOR GROUP	EA	1				5	5	
X1		BOLT ASSEMBLY: 7790187 (19204)		1				5	6	
A		BARREL AND RECEIVER GROUP		1				5	7	
P 0	1005-819-4501	FIRING MECHANISM PIN, TRIGGER: S, fil-ck-hd 7791367 (19205)	EA	1			*	6	1	
P 0	1005-587-8419	TRIGGER AND SEAR ASSEMBLY: 7267090 (19205)	EA	1			*	6	2	
P 0	1005-600-8883	HOUSING, HAMMER SPRING: 6008883 (19205)	EA	1			*	6	3	
P 0	1005-600-8887	SPRING, HELICAL, COMPRES- SION: S, 0.063 stk size, 0.361 free od, 1.550 free o/a lg, 20 coils 6008887 (19205)	EA	1			*	6	4	
P 0	1005-600-8880	PLUNGER, HAMMER SPRING: 6008880 (19205)	EA	1			*	6	5	
P O	5315-501-3668	PIN, STRAIGHT, HEADED: fl- fil-hd, S, phos-ctd, 0.187 shank dia, 3/4 lg under head (hammer) 5013668 (19204)	EA	1			*	6	6	
P 0	1005-554-6008	HAMMER: firing 5546008 (19205)	EA	1			*	6	7	
P 0	1005-554-6015	SAFETY, SMALL ARMS: catch holding device 6546015 (19205)	EA	1			*	6	8	
P 0	1005-587-8414	SPRING, SAFETY: 7267080 (19205)	EA	1			*	6	9	
P 0	1005-587-6988	GUARD, TRIGGER: 7790990 (19205)	EA	1			*	6	10	
P 0	1005-628-9055	HOUSING ASSEMBLY, TRIGGER: 7790196 (19206)	EA	1			*	6	11	
P 0	1005-994-4242	PIN, SPRING, TUBULAR COILED: S, 0.010 stk size, 0.121 od, 0.64 lg 7791418 (19205)	EA	1			*	6	12	

Section IV. REPAIR PARTS-Continued

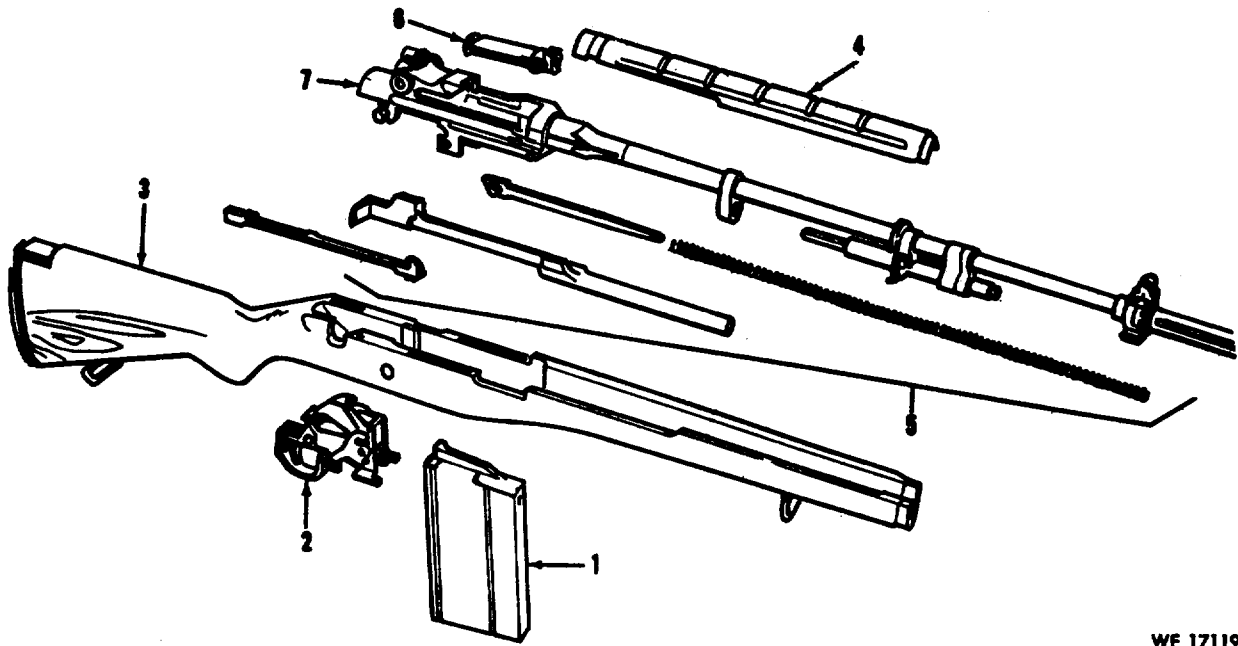
(1) SMR CODE	(2) FEDERAL STOCK NUMBER	(3) DESCRIPTION REF NUMBER & MFR CODE	(4) UNIT OF MEAS USABLE ON CODE	(5) QTY INC IN UNIT	(6) 15-DAY ORGANIZATIONAL MAINTENANCE ALW				(7) ILLUS- TRATION	
					(a)	(b)	(c)	(d)	(A) FIG. NO.	(B) ITEM NO.
					1-5	6-20	21-50	51-100		
P O	1005-587-8389	LATCH, MAGAZINE: housing assy, trigger, 7267032 (19205)	EA	1				*	6	13
P O	1005-587-8395	SPRING, MAGAZINE LATCH: 7267041 (19205)	EA	1				*	6	14
X1-----		HOUSING: trigger 7267030 (19204)	EA	1					6	15
P O	5305-600-8881	GUN SHOULDER STOCK ASSEMBLY SCREW, MACHINE: fil-ck-hd, S, phos-ctd, no.12-28NF-2A, 3.171 lg 6008881 (19204)	EA	1				*	7	1
P O	1005-600-8889	SWIVEL: butt stock 6008889 (19205)	EA	1				*	7	2
P O	1005-474-2754	SCREW, WOOD: butt plate 7791036 (19205)	EA	1				*	7	3
P O	1005-690-4067	PLATE ASSEMBLY, BUTT HINGED: w/shoulder rest 7790686 (19205)	EA	1				*	7	4
P O	1005-912-3711	STOCK, GUN SHOULDER: 11010282 (19205)	EA	1				*	7	5
P O	1005-678-9824	OPERATING ROD AND CONNECTOR GROUP CONNECTOR ASSEMBLY: 7790424 (19205)	EA	1				*	8	1
P O	1005-587-8385	GUIDE, OPERATING ROD SPRING: 7267027 (19205)	EA	1				*	8	2
P O	1005-587-8413	SPRING, OPERATING ROD: 7267079 (19205)	EA	1				*	8	3
P O	1005-587-8404	ROD, OPERATING: 7267064 (19205)	EA	1				*	8	4
P O	1005-953-9504	BOLT ASSEMBLY EXTRACTOR, SMALL ARMS CARTRIDGE: 7791578 (19205)	EA	1				*	9	1
P O	1005-587-8381	EJECTOR, CARTRIDGE WITH SPRING: bolt 7267015 (19205)	EA	1				*	9	2
P O	1005-600-8618	PLUNGER, EXTRACTOR SPRING: 6008618 (19205)	EA	1				*	9	3
P O	1005-921-5248	PIN, FIRING: 11686413 (19205)	EA	1				*	9	4
P O	1005-628-9050	BOLT, BREECH: 7790186 (19205)	EA	1				*	9	5
P O	1005-587-8405	ROLLER, BOLT: 7267065 (19205)	EA	1				*	9	6
P O	1005-587-8402	RETAINER, BOLT ROLLER: 7267059 (19205)	EA	1				*	9	7

Section IV. REPAIR PARTS-Continued

(1) SMR CODE	(2) FEDERAL STOCK NUMBER	(3) DESCRIPTION REF NUMBER & MFR CODE	(4) UNIT OF MEAS USABLE ON CODE	(5) QTY INC IN UNIT	(6) 15-DAY ORGANIZATIONAL MAINTENANCE ALW				(7) ILLUS- TRATION	
					(a)	(b)	(c)	(d)	(A) FIG. NO.	(B) ITEM NO.
					1-5	6-20	21-50	51-100		
X1-----		BOLT: 7790185 (19204)	EA	1					9	8
		BARREL AND RECEIVER GROUP								
P O	1005-999-3399	PINION ASSEMBLY, REAR SIGHT ELEVATING: 11010863 (19205)	EA	1			*		10	1
P O	1005-649-9275	KNOB, WINDAGE ASSEMBLY: rear sight 7790386 (19205)	EA	1			*		10	2
P O	1005-864-2926	APERTURE ASSEMBLY:A 595 7791133 (19205) OR	EA	1			*		10	3
P O	1005-864-2928	APERTURE ASSEMBLY:A 520 7791282 (19205)	EA	1			*		10	3A
P O	1005-600-8868	APERTURE SIGHT:B 6008868 (19205)	EA	1			*		10	3
P O	1005-600-8872	COVER, REAR SIGHT: 6008872 (19205)	EA	1			*		10	4
P O	1005-754-6799	BASE, REAR SIGHT: 7791571 (19205)	EA	1			*		10	5
P O	5305-921-6155	SCREW, CAP, SOCKET HEAD, HEXAGON: 11010298 (19205)	EA	1			*		10	6
P O	1005-980-5203	SIGHT, FRONT: 7791122 (19205)	EA	1			*		10	7
PO	5305-042-6426	SETSCREW: hex-socket, non- std pt, 0.092 max dia, 0.070 lg, S, pho-ctd, no.6-40UNF-3A, 1/4 lg 7790300 (19205)	EA	1			*		10	8
P O	1005-587-8394	NUT, PLAIN ROUND: flash suppressor 7267039 (19205)	EA	1			*		10	9
P O	1005-545-1573	SUPPRESSOR, FLASH: rifle 77910653 (19206)	EA	1			*		10	10
P O	1005-587-8400	PLUG, GAS CYLINDER: 7267053 (19205)	EA	1			*		10	11
P O	1005-587-8398	PISTON: gas cylinder 7267047 (19205)	EA	1			*		10	12
P O	1005-628-9051	LOCK, GAS CYLINDER: 7790188 (19206)	EA	1			*		10	18
P O	1005-790-8766	CYLINDER, GAS, RIFLE: 7790902 (19205)	EA	1			*		10	14
C O	5315-051-6891	PIN, SPRING: 5/64 s 3/8 MS16562-107 (96906)	EA	2			*		10	16
P O	1005-587-8421	SPINDLE, VALVE: 7267604 (19205)	EA	1			*		10	16
P O	1005-587-8422	SPRING, VALVE: 7267605 (19205)	EA	1			*		10	17

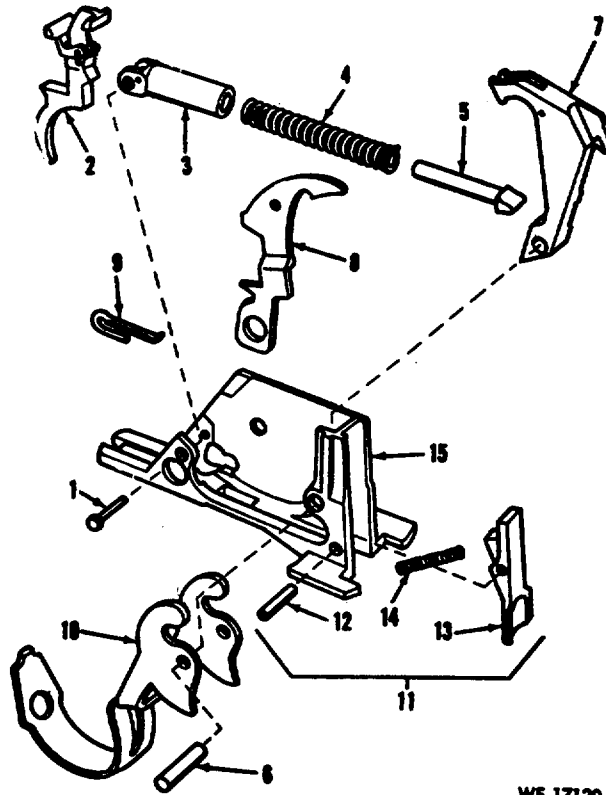
Section IV. REPAIR PARTS-Continued

(1) SMR CODE	(2) FEDERAL STOCK NUMBER	(3) DESCRIPTION	(4) UNIT OF MEAS	(5) QTY INC IN UNIT	(6) 15-DAY ORGANIZATIONAL MAINTENANCE ALW				(7) ILLUS- TRATION	
					(a)	(b)	(c)	(d)	(A) FIG. NO.	(B) ITEM NO.
		REF NUMBER & MFR CODE	USABLE ON CODE		1-5	6-20	21-50	51-100		
P O	1005-587-8375	BAND, FRONT: 7267001 (19205)	EA	1				*	10	18
C O	5315-993-3247	PIN, SPRING: cres, pass-fin, 1/8 dia, 3/4 lg, MS51923-291 (96906)	EA	1				*	10	19
P O	1005-587-8386	GUIDE, OPERATING ROD: 7267025 (19205)	EA	1				*	10	20
P O	5315-839-0897	PIN, SPRING: bolt lock, 8/82 nom dia, 1 lg MS16562-124 (96906)	EA	1				*	10	21
P O	1005-587-8390	LOCK, BOLT: 72670si (19205)	EA	1				*	10	22
P O	1005-587-8411	SPRING, BOLT LOCK: 7267074 (19205)	EA	1				*	10	23
PO	1005-587-8396	PIN, CONNECTOR LOCK: 7267042 (19205)	EA	1				*	10	24
P O	1005-587-8391	LOCK, CONNECTOR: 7267035 (19205)	EA	1				*	10	25
X1-----		BARREL AND RECEIVER ASSEMBLY: 7791368 (19204)	EA	1					10	26
P O	5315-051-8636	PIN, SPRING: S, pho-etd, 3/8 x 9/16 MS16562-120 (96906)	EA	1					10	27
P O	1005-628-9049	GUIDE, CARTRIDGE CLIP: 7790184 (19205)	EA	1				*	10	28
P O	1005-018-3255	BARREL, RIFLE:A 7791862 (19206)	EA	1				*	10	29
X1-----		RECEIVER: 7790189 (19204)	EA	1					10	30
		SPECIAL PACKAGING MATERIAL The items listed below are required for preservation when the rifles are packaged for shipment or storage.								
	1005-336-0211	BAG, BARRIER, VCI TREATED: 10 inside w/tapered to 4 inside w, 49 lg 7265933 (19205).	EA					*		
	1005-018-3254	CAP, REAR SIGHT ELEVATING: 7791345 (19205)	EA					*		
	1005-875-9765	PROTECTOR, HANDLE: 7790231 (19205)	EA					*		
	1005-875-9766	PROTECTOR, MUZZLE: plastic 7790232 (19205)	EA					*		
	1005-336-0212	TUBE, BORE: VCI treated 7266316 (19205)	EA					*		



WE 17119

Figure 5. Major groups and assemblies



WE 17120

Figure 6. Firing mechanism--exploded view.

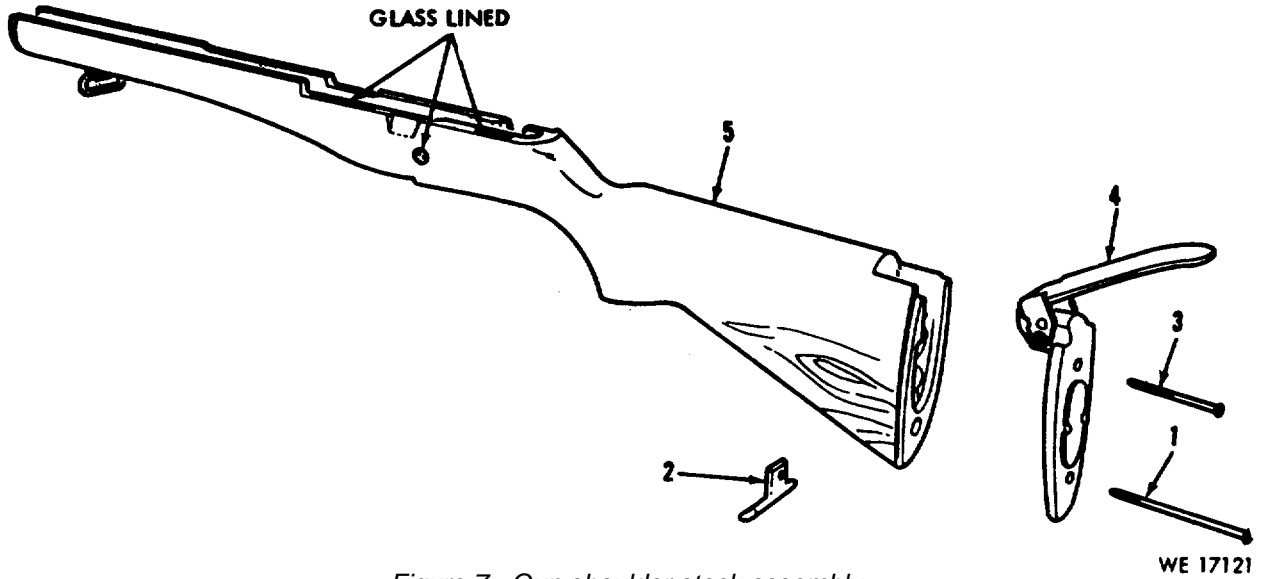


Figure 7. Gun shoulder stock assembly.

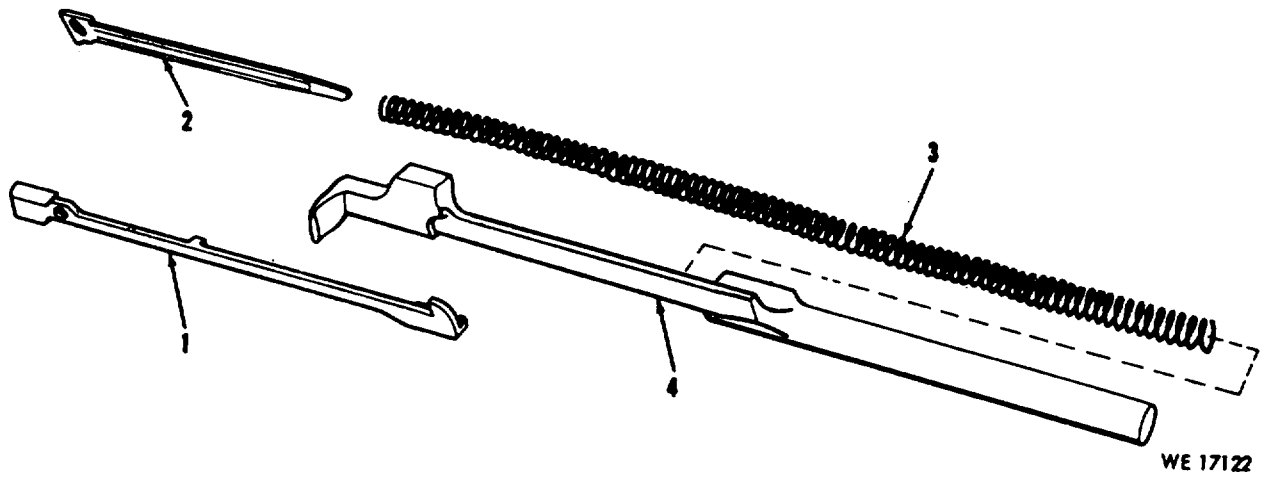
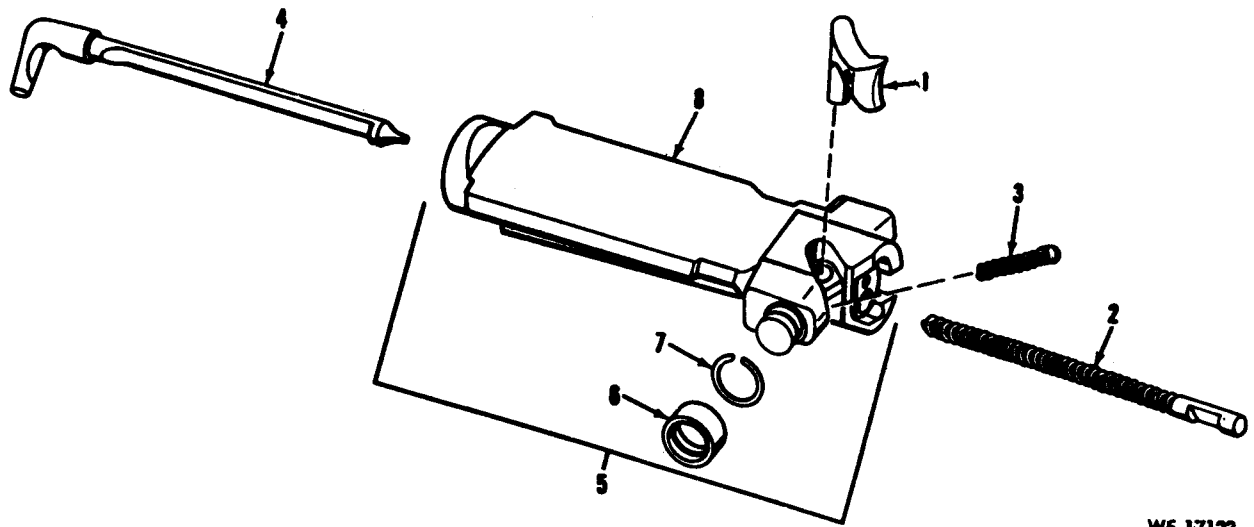


Figure 8. Operating rod and connector group--partial exploded view.



WE 17123

Figure 9. Bolt assembly—exploded view.

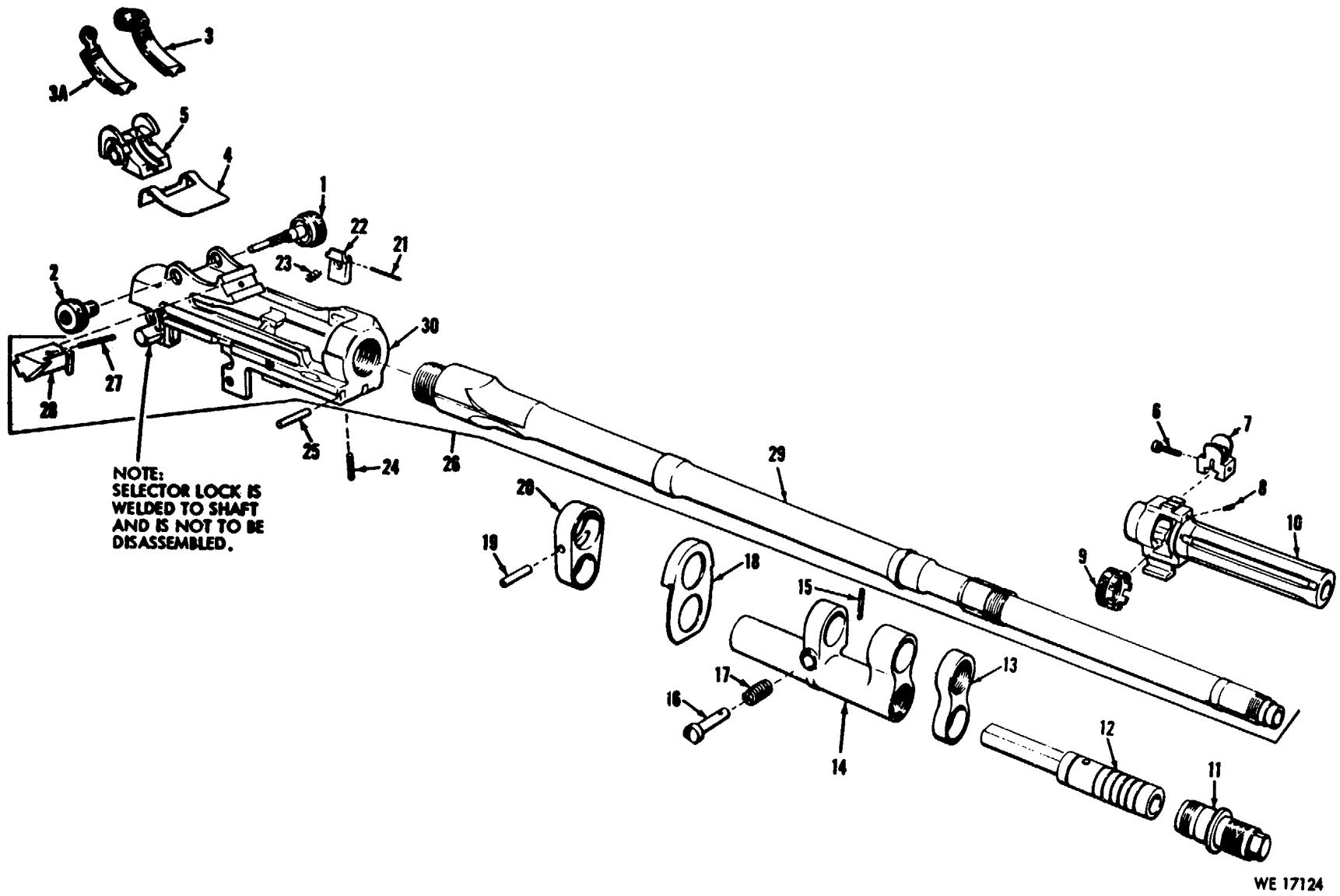


Figure 10. Board and receiver group--exploded view.

Section V. SPECIAL TOOLS AND EQUIPMENT

Section IV. REPAIR PARTS-Continued

(1) Source maint. and recov. code			(2) FEDERAL STOCK NUMBER	(3) DESCRIPTION	(4) UNIT OF USABLE MEAS	(5) QTY INC UNIT	(6) 15-DAY ORGANIZATIONAL MAINTENANCE ALW				(7) ILLUS-TRATION		
(A) Source (B)	(B) Maint.	(C) Recov.					IN	(a)	(b)	(c)	(d) FIG.	(A) ITEM NO.	
1005-714-1245				REF NUMBER & MFR CODE ON CODE EQUIPMENT SLING, SMALL ARMS: leather , M1907 7141245 (19204) SPECIAL TOOLS AND EQUIPMENT TOOLS AND EQUIPMENT APPLICABLE TO THE M14 RIFLES (NM) AND (X) REFER TO TM 9-1005-228-365.	EA		1-5	6-20	21-50	51-100	NO.	1	----

**Section VI. INDEX-FEDERAL STOCK AND PART NUMBER CROSS-REFERENCE TO
FIGURE AND ITEM NUMBER**

STOCK NUMBER	FIG.	ITEM	STOCK NUMBER	FIG.	ITEM
1005-018-3255	10	29	1005-617-4998	3	-
1005-474-2754	7	3	1005-628-9048	5	1
1005-545-1573	10	10	1005-628-9049	10	28
1005-554-6008	6	7	1005-628-9050	9	5
1005-554-6015	6	8	1005-628-9051	10	13
1005-587-6988	6	10	1005-628-9055	6	11
1005-587-8375	10	18	1005-649-9275	10	2
1005-587-8381	9	2	1005-678-9824	8	1
1005-587-8385	8	2	1005-678-9828	1	-
1005-587-8386	10	20	1005-678-9829	2	-
1005-587-8389	6	13	1005-690-4067	7	4
1005-587-8390	10	22	1005-714-1245	1	-
1005-587-8391	10	25	1005-754-6799	10	5
1005-587-8394	10	9	1005-790-8766	10	14
1005-587-8395	6	14	1005-819-4501	6	1
1005-587-8396	10	24	1005-856-2108	5	4
1005-587-8398	10	12	1005-864-2926	10	8
1005-587-8400	10	11	1005-864-2928	10	3A
1005-587-8402	9	7	1005-912-3711	7	5
1005-587-8404	8	4	1005-921-5248	9	4
1005-587-8405	9	6	1005-953-9504	9	1
1005-587-8411	10	23	1005-980-5203	10	7
1005-587-8413	8	3	1005-994-4242	6	12
1005-587-8414	6	9	1005-999-3399	10	1
1005-587-8419	6	2	5305-042-6426	10	8
1005-587-8421	10	16	5305-600-8881	7	1
1005-587-8422	10	17	5305-921-6155	10	6
1005-600-8618	9	3	5315-051-6891	10	15
1005-600-8868	10	3	5315-051-8636	10	27
1005-600-8872	10	4	5315-501-3668	6	6
1005-600-8880	6	5	5315-839-0897	10	21
1005-600-8883	6	3	5315-993-3247	10	19
1005-600-8887	6	4	6910-716-0903	4	-
1005-600-8889	7	2			

PART NUMBER	MFG NO.	FIG. NO.	ITEM NO.	PART NUMBER	MFG NO.	FIG. NO.	ITEM NO.
MS 16562-107	96906	10	15	7267015	19205	9	2
MS 16562-120	96906	10	27	7267025	19205	10	20
MS 16562-124	96906	10	21	7267027	19205	8	2
MS 51923-291	96906	10	19	7267030	19204	6	15
5013668	19204	6	6	7267032	19205	6	13
5546008	19205	6	7	7267034	19205	10	22
5546015	19205	6	8	7267086	19205	10	25
5910841	19204	1	-	7267039	19205	10	9
5910842	19204	2	-	7267041	19205	6	14
6008618	19205	9	3	7267042	19205	10	24
6008868	19205	10	3	7267047	19205	10	12
6008872	19205	10	4	7267053	19205	10	11
6008880	19205	6	5	7267059	19205	9	7
6008881	19204	7	1	7267064	19205	8	4
6008883	19205	6	3	7267065	19205	9	6
6008887	19205	6	4	7267074	19205	10	23
6008889	19205	7	2	7267079	19205	8	3
6174998	19200	3	-	7267080	19205	6	9
7141245	19204	1	-	7267090	19205	6	2
7160903	19204	4	-	7267604	19205	10	16
7267001	19205	10	18	7267605	19205	10	17

**Section VI. INDEX-FEDERAL STOCK NUMBER AND PART NUMBER CROSS-
REFERENCE TO FIGURE AND ITEM NUMBER-Continued**

PART NUMBER	MFG NO.	FIG. NO.	ITEM NO.	PART NUMBER	MFG NO.	FIG. NO.	ITEM NO.
7790188	19205	5	1	7791053	19205	10	10
7790184	19206	10	28	7791122	19205	10	7
7790185	19204	9	8	7791133	19205	10	8
7790186	19205	9	5	7791282	19205	10	SA
7790187	19204	5	7	7791286	19205	5	4
7790188	19205	10	18	7791362	19205	10	29
7790189	19204	10	30	7791363	19204	10	26
7790195	19204	5	2	7791367	19205	6	1
7790196	19205	6	11	7791418	19205	6	12
7790300	19205	10	8	7791571	19205	10	5
7790386	19205	10	2	7791578	19205	9	1
7790424	19205	8	1	11010281	19205	5	8
7790686	19205	7	4	11010282	19205	7	5
7790902	19205	10	14	11010298	19205	10	6
7790990	19205	6	10	11010363	19205	10	1
7791036	19205	7	3	11686413	19205	9	4

By Order of the Secretary of the Army:

Official:

KENNETH G.WICKHAM,
Major General, United States Army,
The Adjutant General

HAROLD K.JOHNSON,
General, United States Army,
Chief of Staff.

DISTRIBUTION:

To be distributed in accordance with DA Form 12-40 requirements for organizational maintenance applicable to Rifle, 7.62MM, M14 (National Match) and Rifle, 7.62-MM, M14 (M).

* U.S.GOVERNMENT PRINTING OFFICE.1993-342-421/63351

RECOMMENDED CHANGES TO EQUIPMENT TECHNICAL PUBLICATIONS



THEN... JOT DOWN THE DOPE ABOUT IT ON THIS FORM, CAREFULLY TEAR IT OUT, FOLD IT AND DROP IT IN THE MAIL!

SOMETHING WRONG WITH THIS PUBLICATION?

FROM: (PRINT YOUR UNIT'S COMPLETE ADDRESS)

DATE SENT

PUBLICATION NUMBER

PUBLICATION DATE

PUBLICATION TITLE

BE EXACT... PIN-POINT WHERE IT IS

IN THIS SPACE TELL WHAT IS WRONG AND WHAT SHOULD BE DONE ABOUT IT:

PAGE NO.	PARA-GRAPH	FIGURE NO.	TABLE NO.
----------	------------	------------	-----------

TEAR ALONG PERFORATED LINE

PRINTED NAME, GRADE OR TITLE, AND TELEPHONE NUMBER

SIGN HERE:

DA FORM 2028-2 JUL 79

PREVIOUS EDITIONS ARE OBSOLETE.

P.S.—IF YOUR OUTFIT WANTS TO KNOW ABOUT YOUR RECOMMENDATION MAKE A CARBON COPY OF THIS AND GIVE IT TO YOUR HEADQUARTERS.

PIN: 026379-000